

## List of Annexures

		Page
<b>Chapter 1:</b>	<b>Introduction, Issues and Approach</b>	
Annexure 1.1	District-wise profile of the State-geographical area, population, sex ratio and literacy rate.	196
Annexure 1.2	Division-wise information of local bodies in Chhattisgarh.	197
Annexure 1.3	Notification reg. constitution of third SFC.	198
Annexure 1.4	Notification reg. extension of tenure of third SFC.	199
Annexure 1.5	Notification reg. extension of tenure of third SFC.	200
Annexure 1.6	Notification reg. extension of tenure of third SFC.	201
Annexure 1.7	Term of Reference	202
Annexure 1.8	List of participants in workshops.	205
Annexure 1.9	Advertisement in newspapers soliciting suggestions from individuals and groups.	209
<b>Chapter 5:</b>	<b>Financial Accountability of the PRIs</b>	
Annexure 5.1	Powers and functions of Gram Sabha in Chhattisgarh	210
<b>Chapter 11:</b>	<b>Urbanization and Urban Governance</b>	
Annexure 11.1	Devolution of 12 <sup>th</sup> Schedule functions to ULBs under Municipal Act.	211
Annexure 11.2	Status of implementation of 12 <sup>th</sup> Schedule functions by ULBs.	212
<b>Chapter 12 :</b>	<b>Assessment of Physical Services provided by the ULBs</b>	
Annexure 12.1	Service level benchmark values under different categories.	213
Annexure 12.2	Number of ULBs based on Performance.	214
<b>Chapter 17 :</b>	<b>Scheme of Devolution in Local Bodies</b>	
Annexure 17.1	Districtwise allotment to PRIs (Rural Population - 60%)	215
Annexure 17.2	Districtwise allotment to PRIs (Area - 15%)	216
Annexure 17.3	Districtwise allotment to PRIs (Sc/St Population - 10%)	217
Annexure 17.4	Districtwise allotment to PRIs (Deprivation index of SECC 2011 - 10%)	218
Annexure 17.5	Districtwise allotment to PRIs (Women literacy - 5%)	219
Annexure 17.6	Districtwise total allotment to PRIs	220

**Annexure 1.1**  
**DISTRICT PROFILE**

S.NO.	DISTRICTS	AREA (IN SQ.KM)	POPULATION	SEX RATIO (Female per 1000 Male)	LITERACY RATE
1.	RAIPUR	6965.36	2159880	961	81.42
2.	DURG	3069.10	1721726	966	83.16
3.	BILASPUR	6929.43	1960466	971	73.68
4.	RAJNANDGAON	8022.52	1537520	1017	76.97
5.	DHAMTARI	4081.93	799199	1012	78.95
6.	KABIRDHAM	4447.05	822239	997	61.95
7.	BASTAR	6418.05	833318	1018	51.05
8.	KANKER	6432.68	748593	1007	70.97
9.	JANJGIR-CHAMPA	4466.74	1620632	986	73.70
10.	KORBA	7145.44	1206563	971	73.22
11.	RAIGARH	6527.74	1493627	993	73.70
12.	JASHPUR	6457.41	852043	1004	68.60
13.	SURGUJA	9441.56	842085	977	61.80
14.	KOREA	5977.70	659039	971	71.41
15.	BIJAPUR	6552.96	255180	982	41.58
16.	NARAYANPUR	6922.68	140206	998	49.59
17.	BALRAMPUR	3803.08	730275	971	59.20
18.	SURAJPUR	2789.76	788969	979	62.26
19.	MAHASAMUND	4963.01	1032275	1018	71.54
20.	DANTEWADA	5710.99	282803	1025	49.11
21.	BALODABAZAR	3593.86	1304881	1004	71.50
22.	GARIABAND	2887.06	597399	1018	69.03
23.	BALOD	2777.89	826019	1023	80.36
24.	BEMETARA	2854.81	795334	1001	70.59
25.	KONDAGAON	3684.83	578326	1034	61.31
26.	SUKMA	3335.30	249988	1018	35.43
27.	MUNGELI	1639.42	701611	976	65.56
	<b>TOTAL</b>	<b>137898.36</b>	<b>2550196</b>	<b>991</b>	<b>71.04</b>

## Annexure 1.2

### Division-wise information of local bodies in Chhattisgarh

Division	No.	District	Panchayati Raj Institutions			Urban Local Bodies			
			Zila Panchayat	Janpad Panchayat	Gram Panchayat	M.Corp	M.Councils	Nagar Panchayat	Total
Raipur	1	Raipur	1	4	408	2	3	4	9
	2	Balodabazar	1	6	611	-	2	7	9
	3	Gariaband	1	5	332	-	1	3	4
	4	Mahasamund	1	5	545	-	3	3	6
	5	Dhamtari	1	4	355	1	-	5	6
Durg	6	Durg	1	3	297	3	3	3	9
	7	Balod	1	5	421	-	2	6	8
	8	Bemetara	1	4	387	-	1	7	8
	9	Rajnandgaon	1	9	798	1	2	5	8
	10	Kabirdham	1	4	461	-	1	5	6
Bastar	11	Bastar	1	7	369	1	-	1	2
	12	Kondagaon	1	5	306	-	1	2	3
	13	Narayanpur	1	2	98	-	1	-	1
	14	Kanker	1	7	427	-	1	5	6
	15	Dantewada	1	4	124	-	3	2	5
	16	Sukma	1	3	135	-	1	2	3
	17	Bijapur	1	4	169	-	1	2	3
Bilaspur	18	Bilaspur	1	7	645	1	3	8	12
	19	Mungeli	1	3	350	-	1	3	4
	20	Janjgir-Champa	1	9	631	-	4	11	15
	21	Raigarh	1	9	761	1	2	7	10
	22	Korba	1	5	390	1	2	2	5
Surguja	23	Surguja	1	7	399	1	-	2	3
	24	Balrampur	1	6	415	-	1	4	5
	25	Surajpur	1	6	424	-	1	5	6
	26	Korea	1	5	286	1	3	3	7
	27	Jashpur	1	8	427	-	1	4	5
		<b>Total</b>	<b>27</b>	<b>146</b>	<b>10971</b>	<b>13</b>	<b>44</b>	<b>111</b>	<b>168</b>

Source: P&RD and U&AD Department

## Annexure 1.3

### Notification reg. constitution of Third SFC

Government of Chhattisgarh  
Finance Department  
Mahanadi Bhawan, Mantralaya, Naya Raipur


#### NOTIFICATION

Naya Raipur, Dated 20th January, 2016

No. 02 L /8-9(Part)/2016/Fin/FCC-In exercise of the powers conferred under clause (1) of Article 243-I of the Constitution of India read with Section 3 of the Chhattisgarh Rajya Vitta Ayog Adhiniyam, 1994 (No. 3 of 1994), as amended, the Governor of Chhattisgarh, hereby, constitutes the State Finance Commission consisting of Shri Chandrashekhar Sahu as Chairman and Shri Naresh Chandra Gupta as Member.

2. The Chairman and Member of the Commission shall hold office from the date on which they respectively assume office upto 31<sup>st</sup> January, 2017.
3. The Notification in respect of terms of reference (TOR) shall be issued separately.
4. The Commission shall make its report available on or before 31<sup>st</sup> January, 2017 on each of the matters mentioned in the notification referred in para 3 above, covering a period of 5(five) years commencing on the first day of April, 2017. The Commission shall indicate the basis on which it has arrived at its findings.

By order and in the name of the Governor  
of Chhattisgarh

  
(A.K. Singh)  
Deputy Secretary  
Finance Department

**Annexure 1.4**

**Notification reg. extension of tenure of Third SFC**

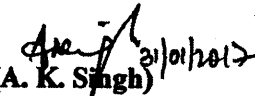

**Government of Chhattisgarh  
Finance Department  
Mantralaya, Mahanadi Bhawan, Naya Raipur**

**NOTIFICATION**

Naya Raipur, Dated 31st January, 2017

No 2/F-06-01001226/2017/Fin/FCC- In exercise of the powers conferred by Article 243-I of the Constitution of India and in pursuance of this department Notification No. 02/L 8-9(Part)2016/Fin/FCC., dated 20<sup>th</sup> January, 2016, the Governor of Chhattisgarh, hereby, extends the tenure of the State Finance Commission from the date of 31-01-2017 to 31-01-2018.

**By order and in the name of the  
Governor of Chhattisgarh**

  
(A. K. Singh)  
 **Deputy Secretary  
Finance Department**

## Annexure 1.5

Notification reg. extension of tenure of Third SFC

**GOVERNMENT OF CHHATTISGARH**

**FINANCE DEPARTMENT**

**MANTRALAYA, MAHANADI BHAWAN, NAYA RAIPUR**

### **NOTIFICATION**

Naya Raipur, Dated 29<sup>th</sup> January, 2018

No.13/F-2017-04-04005/2018/Fin./FCC- In exercise of the powers conferred by Articles 243-I of the Constitution of India read with Section 3 of the Chhattisgarh Rajya Vitta Ayog Adhiniyam, 1994 (No.3 of 1994), the Governor of Chhattisgarh, hereby, makes the following amendment in this Department's Notification No. 02/L 8-9 (Part)2016/Fin./FCC, dated 20<sup>th</sup> January, 2016, namely:-

### **AMENDMENT**

In the said notification,-

In para 2 and 4, for the figures and word "31<sup>st</sup> January, 2017", the figures and word "31<sup>st</sup> May, 2018" shall be substituted.

**By order and in the name of the  
Governor of Chhattisgarh,**

  
(A.K. SINGH)

**Joint Secretary  
Finance Department**

## Annexure 1.6

Notification reg. extension of tenure of Third SFC

- 161 -

**Government of Chhattisgarh  
Finance Department  
(Finance Commission Cell)  
Mantralaya, Mahanadi Bhawan, Naya Raipur**

Naya Raipur, Date 29<sup>th</sup> May, 2018

### NOTIFICATION

No. 178/F-2017-04-04005/2018/Fin./FCC.- In exercise of the powers conferred by Articles 243-I of the Constitution of India read with Section 3 of the Chhattisgarh Rajya Vitta Ayog Adhiniyam, 1994 (No. 3 of 1994), the Governor of Chhattisgarh, hereby, makes the following amendment in this Department's Notification No. 02/L 8-9(Part)/2016/Fin./FCC, dated 20<sup>th</sup> January, 2016 (as amended by Notification No. 13/F-2017-04-04005/2018/Fin./FCC, dated 29<sup>th</sup> January, 2018), namely :-

### AMENDMENT

In the said notification, -

In para 2 and 4, for the figures and word "31<sup>st</sup> May, 2018", the figures and word "30<sup>th</sup> September, 2018" shall be substituted.

**By order and in the name of the  
Governor of Chhattisgarh,**

*Rajesh Kumar Sisodiya*  
Rajesh Kumar Sisodiya, Deputy Secretary

## Annexure 1.7

### Term of Reference

**Government of Chhattisgarh  
Finance Department  
Mantralaya, Mahanadi Bhawan, Naya Raipur**

#### NOTIFICATION

Naya Raipur, dated 6<sup>th</sup> February, 2016  
No.09/L 8-9(Part)/2016/Fin/FCC.—Whereas, the State Finance Commission has been constituted, in pursuance of Articles 243-I of the Constitution of India read with Section 3 of Chhattisgarh Rajya Vitta Ayog Adhiniyam, 1994 (No. 3 of 1994), vide notification number no. 02/L 8-9(Part) /2016 /Fin. /FCC, dated 20<sup>th</sup> January, 2016;

Now therefore, in exercise of the powers conferred by Articles 243-I and 243-Y of the Constitution of India, the State Finance Commission shall review the financial position of Panchayats and Municipalities and make recommendations as to—

- (a) the principles which should govern,—
  - (i) the distribution between the State and the Panchayats or the Municipalities (as the case may be) of the net proceeds of the taxes, duties, tolls and fees leviable by the State, which may be divided between them under Parts IX and IX-A of the Constitution and the allocation between the Panchayats and Municipalities, as the case may be, at all levels of their respective shares of such proceeds,
  - (ii) the determination of the taxes, duties, tolls and fees which may be assigned to, or appropriated by, the Panchayats and Municipalities, and
  - (iii) the grants-in-aid to the Panchayats and Municipalities from the Consolidated Fund of the State;



- (b) the need to improve the financial position of the Panchayats and the Municipalities, and to make recommendations, including in respect of,-
- (i) rationalising the taxes and non-tax revenues being collected by the Panchayats and Municipalities, and identifying new possibilities for generating resources, in particular the levy of user charges on services rendered by such bodies, in order to cover operation and maintenance costs;
  - (ii) the potential of local governments to raise funds from financial institutions and the market, and a framework for this;
  - (iii) improving local governments capacity of financial management;
  - (iv) improving the monitoring of the fiscal performance of local bodies;
  - (v) providing incentive for higher revenues;
  - (vi) achieving economy and efficiency in expenditure by local governments;
- (c) the need for sharing between the State, the Panchayats and Municipalities, the cost of maintenance of assets owned by local bodies as well as those transferred to them;
- (d) the potential for Public-Private Partnership with special reference to urban local bodies;
- (e) the arrangement for devolution of funds to the Intermediate/Block and District level Panchayats, in view of the fact that as per Fourteenth Finance Commission's recommendations grants-in-aid shall be provided only to Village Panchayats for delivering basic services; and
- (f) the arrangement for suitable provision to compensate for, including through distribution of

revenues collected from assets made by the Panchayats which have been transferred to Municipalities.

2. In making its recommendations, the Commission shall have regard, among other consideration to,—
- (i) the fiscal demands on the State Government in view of the Chhattisgarh Fiscal Responsibility and Budget Management Act, 2005;
  - (ii) the recommendations of the Fourteenth Finance Commission with regard to local bodies; and
  - (iii) Central sector programmes and centrally sponsored schemes under which funds are provided to local bodies.

By order and in the name of the  
Governor of Chhattisgarh,

*A. K. Singh*  
(A. K. Singh)

Deputy Secretary  
Finance Department

**Annexure 1.8**  
**Workshop on different issues of ULBs**  
**Mayor's Conference**

Date: 22 September 2016, Venue- New Circuit House, Civil Lines Raipur

**Chairman and Member of Commission:-**

1. Shri Chandrashekhar Sahu, Chairman, State Finance Commission
2. Shri Nareshchandra Gupta, Member, State Finance Commission

**Participating Officers:-**

1. Shri S.K. Mishra, (Retd. IAS) Chairman, State Administrative Reform Commission
2. Dr. Rohit Yadav, Special Secretary, U&AD Department
3. Shri Niranjana Das, Director, U&AD
4. Shri V.K. Chhablani, Managing Director, CIDC Raipur
5. Shri S.K. Dubey, Joint Director, U&AD
6. Dr. Amrit Chopara, Deputy Director, U&AD
7. Shri Vinod Pandey, Deputy Commissioner, RMC

**Participating Elected Public Representatives from Nagar Palika Parishad:-**

1. Shri Pramod Dubey, Mayor, Raipur
2. Shri Devendra Yadav, Mayor, Bhilai
3. Shri Madhusudan Yadav, Mayor, Rajnandgaon
4. Shri Jatin Jaiswal, Mayor, Jagdalpur
5. Shri K. Domaru Reddey, Mayor, Chirmiri
6. Dr. Ajay Kumar Tirkey, Mayor, Ambikapur
7. Smt. Ambika Yadu, Mayor, Beergaon
8. Smt. Archana Choubey, Mayor, Dhamtari
9. Smt. Chandrika Chandrakar, Mayor, Durg
10. Madhu Bai, Mayor, Raigarh
11. Shri Prafull Vishavkarma, Sabhapati, Raipur
12. Shri Yogendra Kumar Solanki, Sabhapati, Beergaon
13. Shri Rajkumar Narayani, Sabhapati, Durg
14. Shri Shyamsundar Rao, Sabhapati, Bhilai
15. Shri Shiv Verma, Sabhapati, Rajnandgaon
16. Shri Dhurpal Singh, Sabhapati, Korba

17. Shri Shekh Salim, Sabhapati, Raigarh
18. Shri Shafi Ahamad, Sabhapati, Ambaikapur
19. Shri Kriti Daso, Sabhapati, Chirmiri
20. Shri Bhikham Dewangan, Leader of Opposition, Bhilai
21. Shri Rikesh Sen, Leader of Opposition, Durg
22. Mohammad Abdul Gani, Leader of Opposition, Durg
23. Shri Yogesh Jain, Leader of Opposition, Korba
24. Shri Pankaj Kankarwal, Leader of Opposition, Raigarh
25. Shri Sanjay Pandey, Leader of Opposition, Jagdalpur
26. Shri Janmejai Mishra, Leader of Opposition, Ambikapur
27. Shri Ayajuddin Siddaqui, Leader of Opposition, Chirmiri

**Participating Commissioners from Nagar Palika Parishad:-**

1. Shri Rajat Bansal, Commissioner, Raipur
2. Shri Aalok Chandravanshi, Commissioner, Beergaon
3. Shri Neelambar Nayak, Commissioner, Dhamtari
4. Shri S.K. Sundrani, Commissioner, Durg
5. Shri Narendra Dugga, Commissioner, Bhilai
6. Shri Ashwani Dewangan, Commissioner, Rajnandgaon
7. Shri Soumilranjan Choubey, Commissioner, Bilaspur
8. Shri Virendra Singh, Commissioner, Jagdalpur
9. Shri Gyas Ahamad, Commissioner Rep., Korba
10. Shri Lokeshwar Sahu, Commissioner, Raigarh
11. Shri L.K. Singrol, Commissioner, Ambikapur
12. Shri B.L. Surakshit, Commissioner, Chirmiri

**Participants from SFC:-**

1. Dr. B.K. Agrawal, Secretary
2. Shri Vivek Kumar Mishra, Research Officer
3. Shri. D.P. Tiwari, AG-1
4. Shri D. Channawar, AG-2
5. Shri Anil Chaturvedi, AG-2
6. Shri Rajesh Singh Thakur, AG-3
7. Shri Lokesh Kumar Verma, Data Entry Operator
8. Shri Tukaram Tandi, Data Entry Operator

**Workshop on Public Finance of Local Bodies and GST - in Present Context**  
Date: 23 September 2017, Venue- New Circuit House, Civil Lines Raipur

**Chairman and Member of Commission:-**

1. Shri Chandrashekhara Sahu, Chairman, State Finance Commission
2. Shri Nareshchandra Gupta, Member, State Finance Commission

**Participating Enlightened economists and Scholars:-**

1. Shri S.K. Mishra, (Retd. IAS) Chairman, State Administrative Reform Commission
2. Dr. Ashok Parakh, Ex Member, State Finance Commission
3. Shri P.P. Soti, Member, State Planning Commission
4. Dr. Hanumant Yadav, Ex Advisor, State Finance Commission
5. Dr. Manisha Dubey, HOD Economics, Central University Bilaspur
6. Dr. J.L. Bhardwaj, Economist, Pt. Ravishankar University Raipur
7. Shri Shashwat Sethi, Rep. ASCI Hyderabad

**Participating Elected Public Representatives:-**

1. Smt. Ambika Yadu, Mayor, Beergaon
2. Smt. Archana Choubey, Mayor, Dhamtari
3. Smt. Chandrika Chandrakar, Mayor, Durg
4. Smt. Chandrakanta Mandle, Mayor, Bhilai-Charoda
5. Madhu Bai, Mayor, Raigarh
6. Shri Kishor Rai, Mayor, Bilaspur
7. Shri K. Domuru Reddey, Mayor, Chirmiri
8. Shri Devlal Thakur, President, Balod
9. Shri Khemraj Kosale, President, Abhanpur
10. Shri Vikrant Singh, President, Khiaragarh
11. Smt. Ravika Ekka, President, Balrampur
12. Smt. Ruchi Jaiswal, President, Pratappur
13. Smt. Gauri Chandrakar, President, Utai
14. Shri Yuvraj Singh, Sarpanch, Hardibazar
15. Shri Yashwant, Sarpanch, Malgaon
16. Shri Revim Tirkey, Sarpanch, Kansabel
17. Smt. Jaya kashyap, Sarpanch, Gamabada
18. Smt. Dali Sahu, Kopara
19. Shri Faguram Choudhary, Sarpanch, Malgaon

**Participating Officers:-**

1. Shri S.K. Jaiswal (IAS), Commissioner & Director, Panchayat
2. Shri Niranjana Das (IAS), Director, UA & Development
3. Dr. A.K. Singh, Joint Secretary, Finance Department
4. Shri Amitabh Sharma, Additional Director (Finance), Panchayat
5. Shri R.P. Patel, Deputy Director, Panchayat
6. Shri Gopal Verma, Assistant Commissioner, Commercial Tax
7. Shri A.K. Jaiswal, Faculty Member, TPIPRD Nimora
8. Shri K.P. Madhukar, TPIPRD Nimora

9. Shri P.R. Dhruw, State Urban Development Agency
10. Shri Shankar Nagwanshi, Directorate Public Relations
11. Shri Tejpal, PRO, RDA
12. Shri L.K. Singrol, Commissioner, Beergaon
13. Shri S.K. Sundrani, Commissioner, Durg
14. Shri Lokeshwar Sahu, Commissioner, Bhilai-Charoda
15. Soumya Chaurasiya, Additional Commissioner, Raipur
16. Shri R.K. Dongare, Deputy Commissioner, Raipur
17. Shri D.S. Rathore, Deputy Commissioner, Finance Raipur
18. Shri B.K. Dewangan, E.E., Bhilai
19. Shri Subhash Dikhsit, A.O., Rajnandgaon
20. Shri Achchhelal Sahu, A.A. O., Ambikapur
21. Shri Ramnarayan Patel, A.A.O. Raigarh
22. Shri Harjeet Singh, P.O., ZP Bilaspur
23. Shri G.P. Pandey, A.P.O., ZP Bemetara
24. Shri R.K. Jaiswal, I.A.T.O., ZP Korba
25. Shri Gyanendra Singh, C.E.O., JP, Khairagarh
26. Shri R.P. Tiwari, C.E.O., JP, Kunkuri
27. Swechchha Singh, C.E.O., JP, Abhanpur
28. Aastha Rajput, C.E.O., JP, Farasgaon
29. Shri Prem Patel, A.P.O.,
30. Shri Abhishek Ekka, C.M.O., Balrampur
31. Ku. Priti Singh, C.M.O., Mahasamund
32. Shri Asraf, C.M.O., Utai
33. Shri R.N. Pandey, C.M.O., Pali
34. Shri Hardayal Ratre, C.M.O., Pratappur
35. Shri Manish Yadav, Sub. Eng., Chhura
36. Shri Gautam Yadav, AG-3, Mungeli
37. Shri Deepak Sharma, Accountant, Dhamtari
38. Shri Lalit Kumar, Secretary, Gamawada
39. Shri Manesh Rangari, Secretary, Tedesara
40. Shri Neeraj Kumar, Secretary, Kansabel
41. Shri Girvar Prasad, Secretary, Hardibazar
42. Shri Uttam Kumar Sahu, Secretary, Kopra

**Participants from SFC :-**

1. Dr. B.K. Agrawal, Secretary
2. Dr. Sulochana Hablani, Joint Secretary
3. Shri B.K. Lal, Advisor
4. Shri Vivek Kumar Mishra, Research Officer
5. Shri. D.P. Tiwari, AG-1
6. Shri D. Channawar, AG-2
7. Shri Anil Chaturvedi, AG-2
8. Shri Rajesh Singh Thakur, AG-3
9. Shri Lokesh Kumar Verma, Data Entry Operator
10. Shri Tukaram Tandi, Data Entry Operator



**Annexure 1.9**  
**Advertisement in news papers**

**छत्तीसगढ़ राज्य वित्त आयोग**

**सी - 118, कृष्णा किड्स स्कूल के सामने, टैगोर नगर, रायपुर**

**सार्वजनिक सूचना**

संवैधानिक व्यवस्था के अनुरूप छत्तीसगढ़ में तृतीय राज्य वित्त आयोग का गठन किया गया है, जो राज्य की पंचायतों तथा नगरीय निकायों की वित्तीय स्थिति की समीक्षा करेगा तथा निम्नलिखित बिन्दुओं पर अनुशास देगा -

- (क). निम्नलिखित को शासित करने वाले सिद्धांतों के संबंध में -
1. राज्य द्वारा वसूली योग्य सभी कर, शुल्क, पथकर और फीस की ऐसी शुद्ध आय जो राज्य और पंचायतों अथवा नगरपालिकाओं के बीच सभी स्तरों पर वितरण की जाए।
  2. ऐसे सभी कर, शुल्क, पथकर और फीस का निर्धारण जो पंचायतों तथा नगरपालिकाओं को समुद्रदिष्ट या विनियोजित की जा सकेगी।
  3. राज्य की संचित निधि में से पंचायतों तथा नगरपालिकाओं को सहायता अनुदान।
- (ख). पंचायतों तथा नगरपालिकाओं की वित्तीय स्थिति को सुधारने के लिए आवश्यक उपायों और अनुशासों सहित निम्नलिखित के संबंध में :-
1. पंचायतों एवं नगरपालिकाओं द्वारा संग्रहित कर एवं करेत्तर राजस्व व्यवस्था का युक्तियुक्तकरण। संसाधन सृजित करने की नवीन संभावनाएं। ऐसे निकायों द्वारा प्रदान की जाने वाली सेवाओं पर उपयोगकर्ता से प्रभार लेना ताकि संचालन एवं संधारण व्यय की प्रतिपूर्ति हो सके।
  2. पंचायतों एवं नगरपालिकाओं द्वारा वित्तीय संस्थाओं एवं बाजार से ऋण लेने की संभावना एवं इसकी व्यवस्था।
  3. स्थानीय शासन की वित्तीय प्रबंधन की क्षमता का विकास।
  4. स्थानीय शासन के राजकोषीय निष्पादन के अनुश्रवण को सुधारने।
  5. राजस्व में वृद्धि करने के लिए प्रोत्साहन देने।
  6. स्थानीय शासन द्वारा व्यय में मितव्ययता और दक्षता प्राप्त करना।
- (ग). स्थानीय शासन के स्वामित्व एवं उन्हें स्थानांतरित आस्तियों के संधारण की लागत को राज्य, पंचायतों एवं नगरपालिकाओं के मध्य बांटना।
- (घ). नगरीय स्थानीय निकायों के विशेष संदर्भ में सार्वजनिक - निजी भागीदारी की संभावनाएं।
- (ङ). चौदहवें वित्त आयोग की अनुशासों पर बुनियादी सुविधाएं प्रदान करने के लिए सहायता अनुदान केवल ग्राम पंचायतों को दिया जाना है, जनपद एवं जिला पंचायतों को निधियों के हस्तांतरण हेतु व्यवस्था।

अनुशासों पांच वर्ष तक लागू रहेंगी। राज्य वित्त आयोग आम जनता, संस्थाओं, संगठनों, विशेषज्ञों, बुद्धिजीवियों, राजनीतिक दलों के प्रतिनिधियों एवं स्थानीय निकायों के प्रतिनिधियों से उपयुक्त बिंदुओं पर सुझाव आमंत्रित करता है।

समस्त सुझाव छत्तीसगढ़ राज्य वित्त आयोग सी-118, कृष्णा किड्स स्कूल के सामने टैगोर नगर, रायपुर पिन - 492001 के पते पर डाक/व्यक्तिगत रूप से अथवा ई-मेल cg.state.fin.com@gmail.com द्वारा प्रकाशन तिथि से एक माह के भीतर भेजे जा सकते हैं।

(डॉ. बी.के. अग्रवाल)

सचिव

राज्य वित्त आयोग छ.ग. रायपुर

जी-40571/4

नई दुनिया, 27 अप्रैल 17, गुरुवार



## Annexure 5.1

### Functions and powers of Gram Sabha in Chhattisgarh

Area	Specific Function/Power
1. Planning	<ul style="list-style-type: none"> <li>a) Laying down the principles for identification of schemes;</li> <li>b) Defining the priority of schemes for the economic development of the village;</li> <li>c) Approving all plans, including Annual Plans, programmes and projects, for social and economic development before they are taken up for implementation by the gram panchayat.</li> <li>d) Considering and making recommendations on the Annual Budget of the Gram Panchayat;</li> <li>e) Advising the Gram Panchayat in the regulation and use of minor water bodies.</li> <li>f) Ensuring active participation of people in implementation, maintenance and equitable distribution of benefits of development schemes; and</li> <li>g) Promoting general awareness among people for community welfare programmes.</li> </ul>
2. Selection of Beneficiaries	Identification and selection of beneficiaries under the poverty alleviation and other programmes implemented in the villages.
3. Management of Natural Resources	Managing natural resources, including land, water and forests, taking cognizance of the provisions of the Constitution and existing laws in force.
4. Control	<ul style="list-style-type: none"> <li>a) Exercising control over local plans, resources and expenditures for such plans.</li> <li>b) exercising control over institutions and functionaries appointed by the Gram Panchayats; and</li> </ul>
5. Audit and Monitoring	<ul style="list-style-type: none"> <li>a) Considering the report of audit and annual accounts of the Gram Panchayats.</li> <li>b) Ascertaining and certifying proper utilisation of funds for plans projects and programmes that have been taken up for social and economic development by the Gram Panchayats; and</li> <li>c) Ensuring proper utilisation and disbursement of funds and assets to the beneficiaries.</li> </ul>

Source: The Chhattisgarh Panchayat Raj Adhiniyam, 1993, Section-7.



## Annexure 11.1

### Devolution of 12<sup>th</sup> Schedule Functions to ULBs under Municipal Acts

#	Function	Mandatory	Optional
1	a) Urban planning		√
	b) Town planning		√
2	a) Regulation of Land-use		√
	b) Regulation of building activity.		√
3	a) Planning economic development		√
	b) Planning social development.		√
4	a) Roads		√
	b) Bridges.		√
5	Water supply-		
	a) Industrial,	√	
	b) Commercial	√	
6	c) Domestic	√	
	a) Public health,	√	
	b) Sanitation,	√	
	c) Conservancy	√	
7	d) Solid waste management	√	
	Fire services	√	
8	a) Urban forestry,		√
	b) Protection of environment		√
	c) Promotion of ecological aspects.		√
9	Safeguarding the interests of		
	a) Weaker sections,		√
	b) Physically handicapped		√
	c) Mentally retarded.		√
10	Slum improvement and up-gradation.		√
11	Urban poverty alleviation.		√
12	Provision of urban amenities		
	a) Parks,		√
	b) Gardens,		√
13	c) Playgrounds and others		√
	Promotion of		
	a) Education,	√	
14	b) Aesthetics and others		√
	a) Burial grounds,	√	
	b) Cremations grounds	√	
15	c) Electric crematoria	√	
	a) Cattle ponds	√	
16	b) Prevention of cruelty to animals.		√
	a) Vital statistics,		√
17	b) Registration of births and deaths.	√	
	a) Public amenities		√
	b) Street lighting,	√	
	c) Parking lots,		√
	d) Bus shelters,		√
18	e) Public conveniences and others		√
	Regulation of		
18	a) Slaughterhouses	√*	√@
	b) Tanneries.		

\*In Chhattisgarh Nagar Palik Nigam Act @In Chhattisgarh Municipalities Act

**Annexure 11.2**  
**Status of Implementation of 12<sup>th</sup> Schedule Functions by ULBs**

#	Function	Number of ULBs		
		Wholly	Partly	Never
1	a) Urban planning	-	5	8
	b) Town planning	-	7	6
2	a) Regulation of Land-use	-	6	7
	b) Regulation of building activity.	1	11	1
3	a) Planning economic development	5	5	3
	b) Planning social development.	5	6	2
4	a) Roads	4	9	0
	b) Bridges.	3	7	3
5	Water supply-			
	a) Industrial,	8	4	1
	b) Commercial	8	5	0
	c) Domestic	7	6	0
6	a) Public health,	6	7	0
	b) Sanitation,	10	3	0
	c) Conservancy	7	6	0
	d) Solid waste management	10	3	0
7	Fire services	5	5	3
8	a) Urban forestry,	4	7	2
	b) Protection of environment	4	6	3
	c) Promotion of ecological aspects <sup>7</sup>	4	5	4
9	Safeguarding the interests of			
	a) Weaker sections,	7	5	1
	b) Physically handicapped	7	5	1
	c) Mentally retarded.	7	5	1
10	Slum improvement and up-gradation.	13	0	0
11	Urban poverty alleviation.	10	3	0
12	Provision of urban amenities			
	a) Parks,	7	5	1
	b) Gardens,	7	5	1
	c) Playgrounds and others	7	5	1
13	Promotion of			
	a) Education,	0	12	1
	b) Aesthetics and others	2	8	3
14	a) Burial grounds,	11	2	0
	b) Cremations grounds	11	2	0
	c) Electric crematoria	4	2	7
15	a) Cattle ponds	9	4	0
	b) Prevention of cruelty to animals.	9	4	0
16	a) Vital statistics,	9	4	0
	b) Registration of births and deaths.	13	0	0
17	a) Public amenities	8	5	0
	b) Street lighting,	9	3	1
	c) Parking lots,	9	3	1
	d) Bus shelters,	9	3	1
	e) Public conveniences and others	7	4	2
18	Regulation of			
	a) Slaughterhouses	8	3	2
	b) Tanneries.	8	3	2

Source: From field visits to ULBs

## Annexure 12.1

### SLB Values under different Category

WATER SUPPLY	A	B	C	D
Coverage	≤ 25	≤50, >25	≤75, >50	>75
Per Capita	≤ 35	≤70, >35	≤100, >70	>100
Metering	≤ 25	≤50, >25	≤75, >50	<75
NRW	>=50	<50, >=30	<30, >=20	<20
Continuity	≤5	≤10, >5	≤20, >10	>20
Quality and treatment	≤40	≤80, >40	<100, >80	100
Redressal of customer complaints	≤25	≤50, >25	≤80, >50	>80
Cost Recovery	≤25	≤50, >25	≤75, >50	>75
Efficiency in collection of charges	≤30	≤60, >30	≤90, >60	>90
SEWERAGE				
Coverage of Toilets	≤35	≤70, >35	≤90, >70	>90
Coverage of sewerage network	0	≤40, >0	≤70, >40	>70
Collection efficiency	0	≤40, >0	≤70, >40	>70
Adequacy	0	≤40, >0	≤70, >40	>70
Reuse and Recycle	0	≤10, >0	≤20, >10	>20
Quality and treatment	≤40	≤80, 40	<100, >80	100
Redressal of customer complaints	≤25	≤50, >25	≤80, >50	>80
Cost Recovery	0	≤30, >0	≤60, >30	>60
Efficiency in collection of charges	0	≤30, >0	≤60, >30	>60
SOLID WASTE MANAGEMENT				
Household coverage	0	≤30, >0	≤60, >30	>60
Efficiency in collection of MWS	≤50	≤70, >50	≤90, >70	>90
Segregation	0	≤25, >0	≤50, >25	>50
Recovered	0	≤25, >0	≤50, >25	>50
Scientific disposal	0	≤25, >0	≤50, >25	>50
Cost Recovery	0	≤30, >0	≤60, >30	>60
Efficiency in collection of charges	0	≤30, >0	≤60, >30	>60
Redressal of customer complaints	≤25	≤50, >25	≤80, >50	>80
SWD				
Coverage	≤25	≤50, >25	≤75, >50	>75
Incidence	>=100	>=50, <100	>=25, <50	<25

## Annexure 12.2

### Number of ULBs based on Performance

	A			B			C			D		
	MCorp	MC	T	MCorp	MC	T	MCorp	MC	T	MCorp	MC	T
<b>WATER SUPPLY</b>												
Coverage	2	1	3	4	10	14	3	22	25	2	11	13
Per Capita	2	9	11	7	19	26	4	9	13	1	7	8
Metering	0	0	0	0	0	0	4	0	4	9	1	10
Continuity	0	0	0	0	0	0	0	13	13	10	31	41
Quality and treatment	13	38	51	0	2	2	0	3	3	0	1	1
Cost Recovery	2	2	4	1	5	6	6	23	29	3	14	17
Collection Efficiency	6	16	22	6	21	27	1	3	4	0	3	3
<b>SEWERAGE</b>												
Coverage of Toilets	12	42	54	1	1	2	0	0	0	0	1	1
Coverage of sewerage network	0	0	0	0	0	0	0	0	0	13	44	57
Collection efficiency waste water	0	0	0	0	0	0	0	0	0	1	0	1
Adequacy	0	0	0	0	0	0	1	0	0	0	0	0
Reuse and Recycle	0	0	0	0	0	0	0	0	0	1	0	1
Quality and treatment	1	0	0	0	0	0	0	0	0	10	0	10
Cost Recovery	0	0	0	0	0	0	0	0	1	13	44	57
Collection Efficiency	0	0	0	0	0	1	0	0	0	0	0	0
<b>SOLID WASTE MANAGEMENT</b>												
Household coverage	2	0	2	4	5	9	1	9	10	6	30	36
Efficiency in collection of MWS	13	43	56	0	0	0	0	0	0	0	1	1
Segregation	0	0	0	1	0	0	0	0	0	12	44	56
Recycled and recovered	0	0	0	0	0	0	3	0	3	10	44	54
Scientific disposal	0	0	0	0	0	0	1	0	1	12	44	56
Cost Recovery	0	0	0	0	1	1	2	5	7	11	38	49
Collection Efficiency	1	2	3	4	14	18	6	12	18	2	16	18
<b>STORM WATER DRAINAGE</b>												
Coverage	1	4	5	1	7	8	4	10	14	7	23	30

M.Corp –Nagar Palik Nigam; MC – Nagar Palika Parishad; T – Total

## Annexure 17.1

### Districtwise allotment to PRIs (Rural Population 60%)

(Rs. in Crore)

Sl. No.	District	Rural Population	17-18	18-19	19-20	20-21	21-22	Total
1	Raipur	884224	38.53	42.83	47.88	53.53	59.85	242.62
2	Balodabazar	1139160	49.64	55.17	61.69	68.96	77.10	312.57
3	Gariaband	557199	24.28	26.99	30.17	33.73	37.71	152.89
4	Mahasamund	912602	39.77	44.20	49.42	55.25	61.77	250.40
5	Dhamtari	650586	28.35	31.51	35.23	39.39	44.03	178.51
6	Durg	617248	26.90	29.90	33.42	37.37	41.78	169.36
7	Balod	720667	31.41	34.91	39.02	43.63	48.78	197.74
8	Bemetara	721192	31.43	34.93	39.05	43.66	48.81	197.88
9	Rajnandgaon	1264621	55.11	61.25	68.48	76.56	85.59	346.99
10	Kabirdham	735131	32.04	35.61	39.81	44.50	49.76	201.71
11	Bastar	698864	30.46	33.85	37.84	42.31	47.30	191.76
12	Kondagaon	520841	22.70	25.23	28.20	31.53	35.25	142.91
13	Narayanpur	117714	5.13	5.70	6.37	7.13	7.97	32.30
14	Kanker	672180	29.29	32.56	36.40	40.69	45.49	184.44
15	Dantewada	215448	9.39	10.44	11.67	13.04	14.58	59.12
16	Sukma	221957	9.67	10.75	12.02	13.44	15.02	60.90
17	Bijapur	225630	9.83	10.93	12.22	13.66	15.27	61.91
18	Bilaspur	1347491	58.72	65.26	72.97	81.58	91.20	369.73
19	Mungeli	636268	27.73	30.82	34.45	38.52	43.06	174.58
20	Janjgir-Champa	1394646	60.78	67.55	75.52	84.43	94.39	382.67
21	Korba	760350	33.14	36.83	41.17	46.03	51.46	208.63
22	Surguja	703650	30.66	34.08	38.10	42.60	47.62	193.07
23	Balrampur	695808	30.32	33.70	37.68	42.12	47.09	190.92
24	Surajpur	717507	31.27	34.75	38.85	43.44	48.56	196.87
25	Korea	453618	19.77	21.97	24.56	27.46	30.70	124.47
26	Raigarh	1247682	54.37	60.43	67.56	75.53	84.45	342.35
27	Jashpur	775677	33.80	37.57	42.00	46.96	52.50	212.83
	<b>Total</b>	<b>19607961</b>	<b>854.5</b>	<b>949.7</b>	<b>1062</b>	<b>1187.05</b>	<b>1327.1</b>	<b>5380.13</b>

## Annexure 17.2

### Districtwise allotment to PRIs (Area 15%)

Sl. No.	District	Area	(Rs. in Crore)					Total
			17-18	18-19	19-20	20-21	21-22	
1	Raipur	291437	4.51	5.02	5.61	6.27	7.01	28.43
2	Balodabazar	467697	7.25	8.05	9.00	10.06	11.25	45.62
3	Gariaband	585494	9.07	10.08	11.27	12.60	14.09	57.11
4	Mahasamund	496301	7.69	8.54	9.55	10.68	11.94	48.41
5	Dhamtari	408193	6.32	7.03	7.86	8.78	9.82	39.81
6	Durg	231999	3.59	3.99	4.47	4.99	5.58	22.63
7	Balod	352700	5.46	6.07	6.79	7.59	8.49	34.40
8	Bemetara	285481	4.42	4.92	5.50	6.14	6.87	27.84
9	Rajnandgaon	802252	12.43	13.81	15.44	17.26	19.30	78.25
10	Kabirdham	444705	6.89	7.66	8.56	9.57	10.70	43.38
11	Bastar	392092	6.07	6.75	7.55	8.44	9.43	38.24
12	Kondagaon	605073	9.37	10.42	11.65	13.02	14.56	59.02
13	Narayanpur	692268	10.72	11.92	13.33	14.90	16.66	67.52
14	Kanker	643268	9.96	11.08	12.38	13.84	15.48	62.74
15	Dantewada	341050	5.28	5.87	6.56	7.34	8.21	33.27
16	Sukma	576702	8.93	9.93	11.10	12.41	13.88	56.25
17	Bijapur	655296	10.15	11.28	12.61	14.10	15.77	63.92
18	Bilaspur	581849	9.01	10.02	11.20	12.52	14.00	56.75
19	Mungeli	275036	4.26	4.74	5.29	5.92	6.62	26.83
20	Janjgir-Champa	446674	6.92	7.69	8.60	9.61	10.75	43.57
21	Korba	714544	11.07	12.30	13.75	15.38	17.19	69.69
22	Surguja	501980	7.78	8.64	9.66	10.80	12.08	48.96
23	Balrampur	601634	9.32	10.36	11.58	12.95	14.48	58.68
24	Surajpur	499826	7.74	8.61	9.62	10.76	12.03	48.75
25	Korea	597770	9.26	10.29	11.51	12.86	14.38	58.30
26	Raigarh	652774	10.11	11.24	12.57	14.05	15.71	63.67
27	Jashpur	645741	10.00	11.12	12.43	13.90	15.54	62.98
	<b>Total</b>	<b>13789836</b>	<b>213.62</b>	<b>237.42</b>	<b>265.44</b>	<b>296.76</b>	<b>331.78</b>	<b>1345.02</b>

**Annexure 17.3**  
**Districtwise allotment to PRIs (Sc/St Population 10%)**

(Rs. in Crore)

Sl. No.	District	Sc popl.	St popl.	Total	17-18	18-19	19-20	20-21	21-22	Total
1	Raipur	358674	93010	451684	5.48	6.09	6.80	7.61	8.51	34.48
2	Balodabazar	305018	167450	472468	5.73	6.37	7.12	7.96	8.90	36.07
3	Gariaband	60558	215986	276544	3.35	3.73	4.17	4.66	5.21	21.11
4	Mahasamund	139581	279896	419477	5.09	5.65	6.32	7.07	7.90	32.02
5	Dhamtari	58581	207633	266214	3.23	3.59	4.01	4.48	5.01	20.32
6	Durg	245587	101188	346775	4.20	4.67	5.22	5.84	6.53	26.47
7	Balod	68431	259043	327474	3.97	4.41	4.93	5.52	6.17	25.00
8	Bemetara	144022	37185	181207	2.20	2.44	2.73	3.05	3.41	13.83
9	Rajnandgaon	156623	405194	561817	6.81	7.57	8.46	9.46	10.58	42.89
10	Kabirdham	119798	167043	286841	3.48	3.87	4.32	4.83	5.40	21.90
11	Bastar	14759	520779	535538	6.49	7.22	8.07	9.02	10.08	40.88
12	Kondagaon	23204	411001	434205	5.26	5.85	6.54	7.31	8.18	33.15
13	Narayanpur	4979	108161	113140	1.37	1.52	1.70	1.91	2.13	8.64
14	Kanker	31543	414770	446313	5.41	6.01	6.72	7.52	8.40	34.07
15	Dantewada	10220	201458	211678	2.57	2.85	3.19	3.57	3.99	16.16
16	Sukma	2776	208797	211573	2.57	2.85	3.19	3.56	3.98	16.15
17	Bijapur	10122	204189	214311	2.60	2.89	3.23	3.61	4.04	16.36
18	Bilaspur	358222	425688	783910	9.50	10.56	11.81	13.20	14.76	59.84
19	Mungeli	194770	721781	916551	11.11	12.35	13.81	15.44	17.26	69.97
20	Janjgir-Champa	397908	187196	585104	7.09	7.88	8.81	9.85	11.02	44.67
21	Korba	124679	493559	618238	7.50	8.33	9.31	10.41	11.64	47.20
22	Surguja	40090	482007	522097	6.33	7.04	7.87	8.79	9.83	39.86
23	Balrampur	32732	458949	491681	5.96	6.63	7.41	8.28	9.26	37.53
24	Surajpur	42830	359672	402502	4.88	5.42	6.06	6.78	7.58	30.73
25	Korea	54776	304280	359056	4.35	4.84	5.41	6.05	6.76	27.41
26	Raigarh	224942	505609	730551	8.86	9.84	11.01	12.30	13.76	55.77
27	Jashpur	48844	530378	579222	7.02	7.81	8.73	9.76	10.91	44.22
	<b>Total</b>	<b>3274269</b>	<b>8471902</b>	<b>11746171</b>	<b>142.42</b>	<b>158.28</b>	<b>177</b>	<b>197.84</b>	<b>221.19</b>	<b>896.69</b>

## Annexure 17.4

### Districtwise allotment to PRIs (Deprivation index of SECC 2011 10%)

Sl. No.	District	No. of Deprived Family	(Rs. in Crore)					Total
			17-18	18-19	19-20	20-21	21-22	
1	Raipur	111983	4.85	5.39	6.02	6.73	7.53	30.51
2	Balodabazar	180844	7.82	8.70	9.72	10.87	12.15	49.27
3	Gariaband	111937	4.84	5.38	6.02	6.73	7.52	30.50
4	Mahasamund	181087	7.84	8.71	9.74	10.88	12.17	49.33
5	Dhamtari	87946	3.81	4.23	4.73	5.29	5.91	23.96
6	Durg	72051	3.12	3.46	3.87	4.33	4.84	19.63
7	Balod	83736	3.62	4.03	4.50	5.03	5.63	22.81
8	Bemetara	86498	3.74	4.16	4.65	5.20	5.81	23.56
9	Rajnandgaon	169464	7.33	8.15	9.11	10.19	11.39	46.17
10	Kabirdham	115595	5.00	5.56	6.21	6.95	7.77	31.49
11	Bastar	129403	5.60	6.22	6.96	7.78	8.70	35.25
12	Kondagaon	86527	3.74	4.16	4.65	5.20	5.81	23.57
13	Narayanpur	20149	0.87	0.97	1.08	1.21	1.35	5.49
14	Kanker	103911	4.50	5.00	5.59	6.25	6.98	28.31
15	Dantewada	40758	1.76	1.96	2.19	2.45	2.74	11.10
16	Sukma	41067	1.78	1.97	2.21	2.47	2.76	11.19
17	Bijapur	42454	1.84	2.04	2.28	2.55	2.85	11.57
18	Bilaspur	262713	11.37	12.63	14.12	15.79	17.65	71.57
19	Mungeli	112088	4.85	5.39	6.03	6.74	7.53	30.54
20	Janjgir-Champa	250959	10.86	12.07	13.49	15.08	16.86	68.37
21	Korba	155222	6.72	7.46	8.35	9.33	10.43	42.29
22	Surguja	134257	5.81	6.46	7.22	8.07	9.02	36.58
23	Balrampur	127369	5.51	6.13	6.85	7.66	8.56	34.70
24	Surajpur	117436	5.08	5.65	6.31	7.06	7.89	31.99
25	Korea	82192	3.56	3.95	4.42	4.94	5.52	22.39
26	Raigarh	235488	10.19	11.32	12.66	14.15	15.83	64.15
27	Jashpur	148277	6.42	7.13	7.97	8.91	9.96	40.40
	<b>Total</b>	<b>3291411</b>	<b>142.42</b>	<b>158.28</b>	<b>176.96</b>	<b>197.84</b>	<b>221.19</b>	<b>896.69</b>



## Annexure 17.5

### Districtwise allotment to PRIs (Women literacy 5%)

Sl. No.	District	Women literacy Percentage	17-18	18-19	19-20	20-21	21-22	Total
1	Raipur	72.79	3.47	3.86	4.31	4.82	5.39	21.86
2	Balodabazar	58.57	2.79	3.11	3.47	3.88	4.34	17.59
3	Gariaband	56.45	2.69	2.99	3.35	3.74	4.18	16.96
4	Mahasamund	60.25	2.87	3.19	3.57	3.99	4.46	18.10
5	Dhamtari	69.08	3.30	3.66	4.09	4.58	5.12	20.75
6	Durg	75.01	3.58	3.98	4.45	4.97	5.56	22.53
7	Balod	71.28	3.40	3.78	4.23	4.72	5.28	21.41
8	Bemetara	58.55	2.79	3.10	3.47	3.88	4.34	17.59
9	Rajnandgaon	66.7	3.18	3.54	3.95	4.42	4.94	20.03
10	Kabirdham	48.71	2.32	2.58	2.89	3.23	3.61	14.63
11	Bastar	43.49	2.07	2.31	2.58	2.88	3.22	13.06
12	Kondagaon	45.37	2.16	2.41	2.69	3.01	3.36	13.63
13	Narayanpur	39.88	1.90	2.11	2.36	2.64	2.95	11.98
14	Kanker	60.64	2.89	3.22	3.59	4.02	4.49	18.21
15	Dantewada	38.58	1.84	2.05	2.29	2.56	2.86	11.59
16	Sukma	25.74	1.23	1.36	1.53	1.71	1.91	7.73
17	Bijapur	31.11	1.48	1.65	1.84	2.06	2.30	9.34
18	Bilaspur	62.4	2.98	3.31	3.70	4.14	4.62	18.74
19	Mungeli	51.97	2.48	2.76	3.08	3.44	3.85	15.61
20	Janjgir-Champa	61.31	2.92	3.25	3.63	4.06	4.54	18.42
21	Korba	61.93	2.95	3.28	3.67	4.10	4.59	18.60
22	Surguja	51.92	2.48	2.75	3.08	3.44	3.85	15.59
23	Balrampur	47.93	2.29	2.54	2.84	3.18	3.55	14.40
24	Surajpur	50.76	2.42	2.69	3.01	3.36	3.76	15.25
25	Korea	60.6	2.89	3.21	3.59	4.02	4.49	18.20
26	Raigarh	63.02	3.01	3.34	3.74	4.18	4.67	18.93
27	Jashpur	58.61	2.80	3.11	3.47	3.88	4.34	17.60
	<b>Total</b>	<b>60.24</b>	<b>71.21</b>	<b>79.14</b>	<b>88.48</b>	<b>98.92</b>	<b>110.59</b>	<b>448.34</b>

## Annexure 17.6

### Districtwise total allotment to PRIs

(Rs. in Crore)

Sl. No.	District	Population (60%)	Area (15%)	SC/ST Population (10%)	Deprived Families (10%)	Women Literacy (5%)	Total (100%)
1	Raipur	242.62	28.43	34.48	30.51	21.86	357.90
2	Balodabazar	312.57	45.62	36.07	49.27	17.59	461.11
3	Gariaband	152.89	57.11	21.11	30.50	16.96	278.56
4	Mahasamund	250.40	48.41	32.02	49.33	18.10	398.27
5	Dhamtari	178.51	39.81	20.32	23.96	20.75	283.36
6	Durg	169.36	22.63	26.47	19.63	22.53	260.62
7	Balod	197.74	34.40	25.00	22.81	21.41	301.36
8	Bemetara	197.88	27.84	13.83	23.56	17.59	280.71
9	Rajnandgaon	346.99	78.25	42.89	46.17	20.03	534.33
10	Kabirdham	201.71	43.38	21.90	31.49	14.63	313.10
11	Bastar	191.76	38.24	40.88	35.25	13.06	319.20
12	Kondagaon	142.91	59.02	33.15	23.57	13.63	272.28
13	Narayanpur	32.30	67.52	8.64	5.49	11.98	125.93
14	Kanker	184.44	62.74	34.07	28.31	18.21	327.77
15	Dantewada	59.12	33.27	16.16	11.10	11.59	131.23
16	Sukma	60.90	56.25	16.15	11.19	7.73	152.22
17	Bijapur	61.91	63.92	16.36	11.57	9.34	163.10
18	Bilaspur	369.73	56.75	59.84	71.57	18.74	576.64
19	Mungeli	174.58	26.83	69.97	30.54	15.61	317.52
20	Janjgir-Champa	382.67	43.57	44.67	68.37	18.42	557.69
21	Korba	208.63	69.69	47.20	42.29	18.60	386.41
22	Surguja	193.07	48.96	39.86	36.58	15.59	334.06
23	Balrampur	190.92	58.68	37.53	34.70	14.40	336.23
24	Surajpur	196.87	48.75	30.73	31.99	15.25	323.59
25	Korea	124.47	58.30	27.41	22.39	18.20	250.77
26	Raigarh	342.35	63.67	55.77	64.15	18.93	544.87
27	Jashpur	212.83	62.98	44.22	40.40	17.60	378.03
	<b>Total</b>	<b>5380.13</b>	<b>1345.02</b>	<b>896.69</b>	<b>896.69</b>	<b>448.34</b>	<b>8966.87</b>