

Key Highlights Budget 2024-25



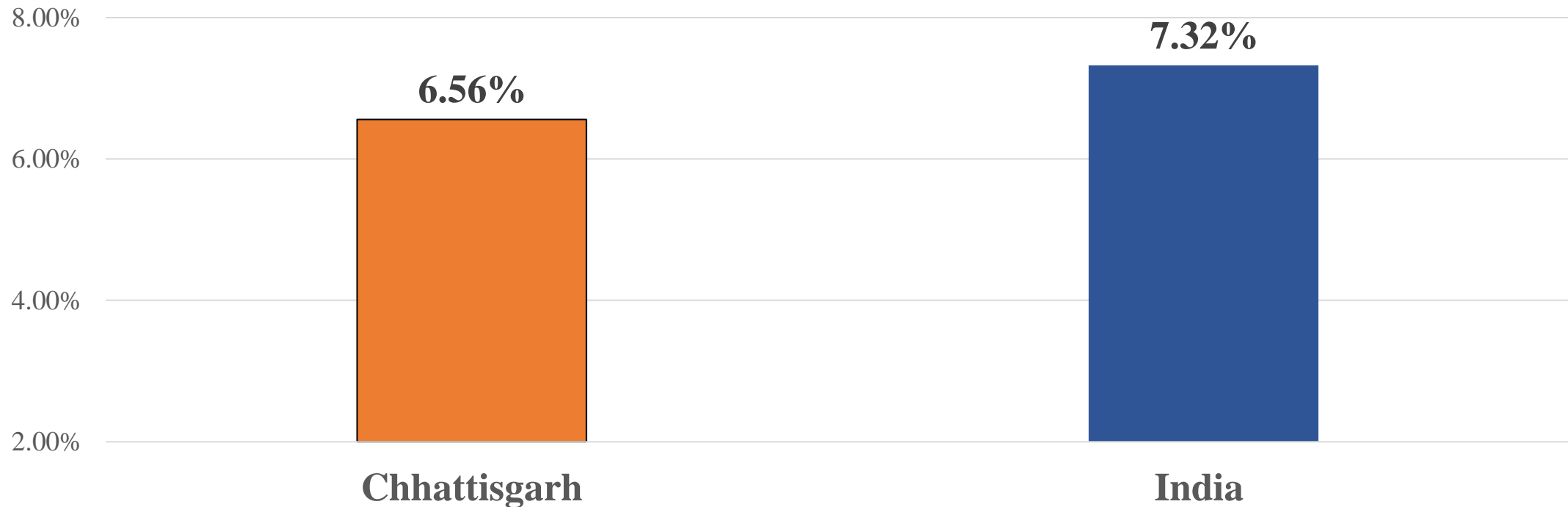
Government of Chhattisgarh
Finance Department



Economic Situation – GSDP Growth (FY 2023-24)

- ❑ **G.S.D.P growth (at constant price) has increased at 6.56%** from Rs.3,02,118 Crores in FY 2022-23 to Rs. 3, 21, 945 Crores in FY 2023-24
- ❑ **G.S.D.P growth (at current price) is estimated to grow at 8.93%** to Rs. 5, 05, 887 Crores in FY 2023-24

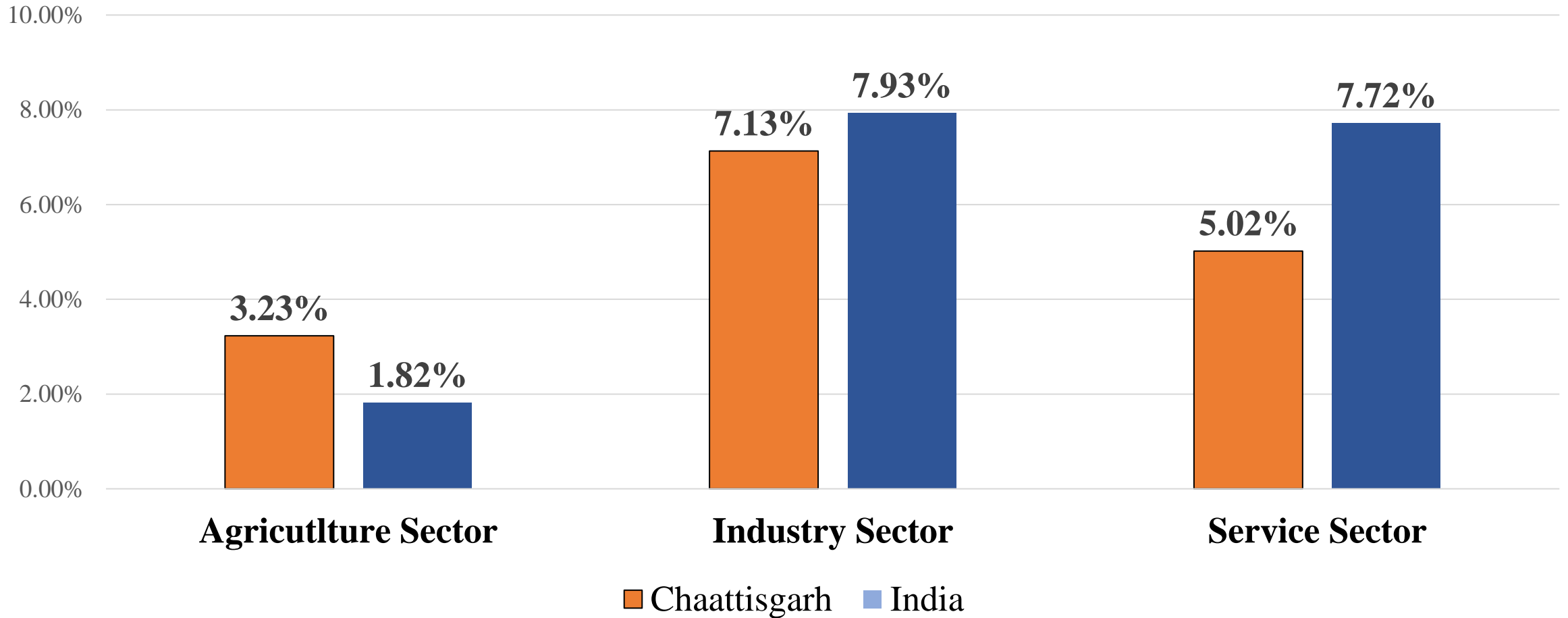
GDP Growth (Constant Price)





Economic Situation – Sectorial Growth (FY 2023-24)

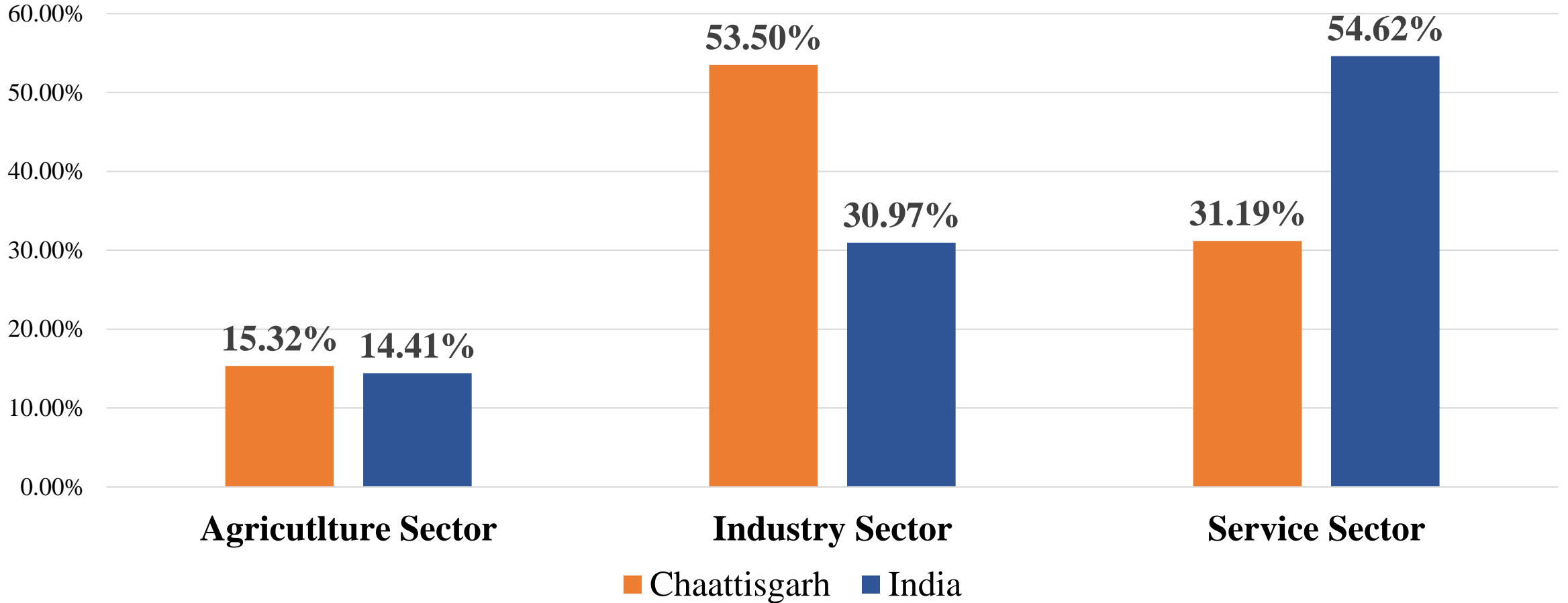
Sectorial GDP Growth (Constant Price)





Economic Situation – Sectorial Contribution

Sectorial Contribution (FY 2023-24)

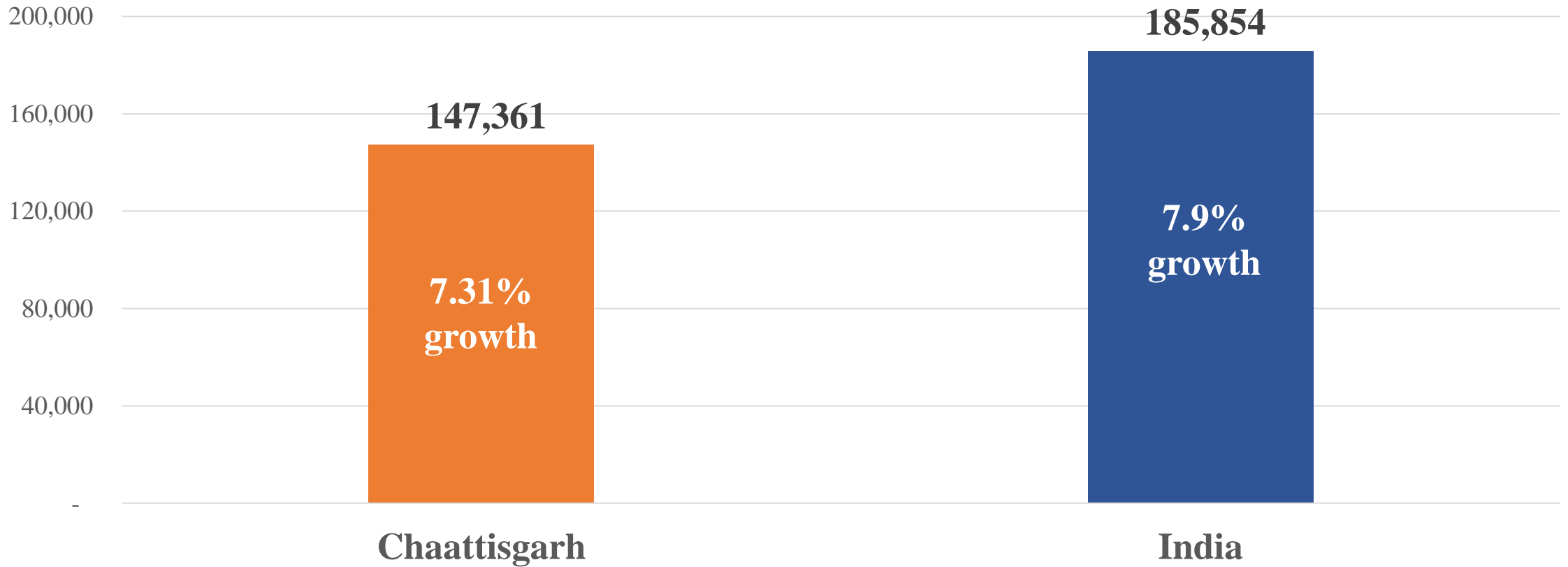




Economic Situation

(In Rupees)


Per Capita Income (FY 2023-24)






Viksit Chhattisgarh Roadmap

Amrutkaal: Chhattisgarh Vision @2047



GSDP of 10 lakh crores by 2028



10 Fundamental Strategical Pillars





10 Fundamental Strategical Pillars

- 1. Focus of our Economic Development : Gareeb, Yuva, Anndata & Naari (GYAN)**
- 2. Rapid Economic Growth through Technology driven Reforms Governance**
- 3. Maximum capital expenditure**
- 4. Optimum utilization of Natural Resources**
- 5. Emphasis on new possibilities of service sector of the economy**
- 6. Ensuring private investment**
- 7. Focus on Bastar-Surguja**
- 8. Decentralized Development Pockets (DDP)**
- 9. Promoting Chhattisgarhi Culture**
- 10.Importance of Implementation**



Modi ki Guarantee

- ❑ Provision Rs. 8,369 Crores in this budget and 3,799 Cr in 2nd Supplementary of 2023-24 for construction of 18 lakhs houses under **Pradhan Mantri Awaas Yojana**
- ❑ Provision to empower women by assistance of Rs. 12,000 per year under **Mahtari Vandan Yojana**
- ❑ Provision of Rs. 10,000 Crores under **Krishak Unnati Yojana** to benefit more than 24.72 lakh farmers.



Modi ki Guarantee

- ❑ Provision of Rs. 4,500 Crores under **Jal Jeevan Mission** to expedite completion of works for ensuring tap water supply for all households.
- ❑ Provision for payment of **Rs. 5,500 per 'manak boraa'** for **Tendupatta collectors** up from Rs 4,000 per *maanak boraa* last year.
- ❑ Provision of Rs. 500 Crores under **Deendayal Upadhyay Bhoomiheen Krishi Majdoor Yojana** for annual payment of **Rs 10,000** to landless labourers; up from Rs 7,000 last year.



Modi ki Guarantee

- ❑ Provision of Rs. 35 Crores for **Shree Ram Lalla Darshan** for residents of the state
- ❑ Provision for implementation of **Chhattisgarh Udyam Kranti Yojana** for promoting self employment of youth.
- ❑ Provision for making detailed plan for the development of **State Capital Region (SCR)**



Modi ki Guarantee

- ❑ Provision of Rs. 5 Crores for organizing **Invest Chhattisgarh**
- ❑ Provision of Rs. 5 Crores for making detailed plan for development of **5 ShaktiPeeth** of the state.



Fiscal Status

- ❑ **States Own Revenue** is estimated to increase by **22%** as compared to last year's estimates despite no new tax in this year budget.

- ❑ **Net Fiscal Deficit** of the state is estimated to Rs. **16,296 Crores** which is **2.90% of GSDP**.



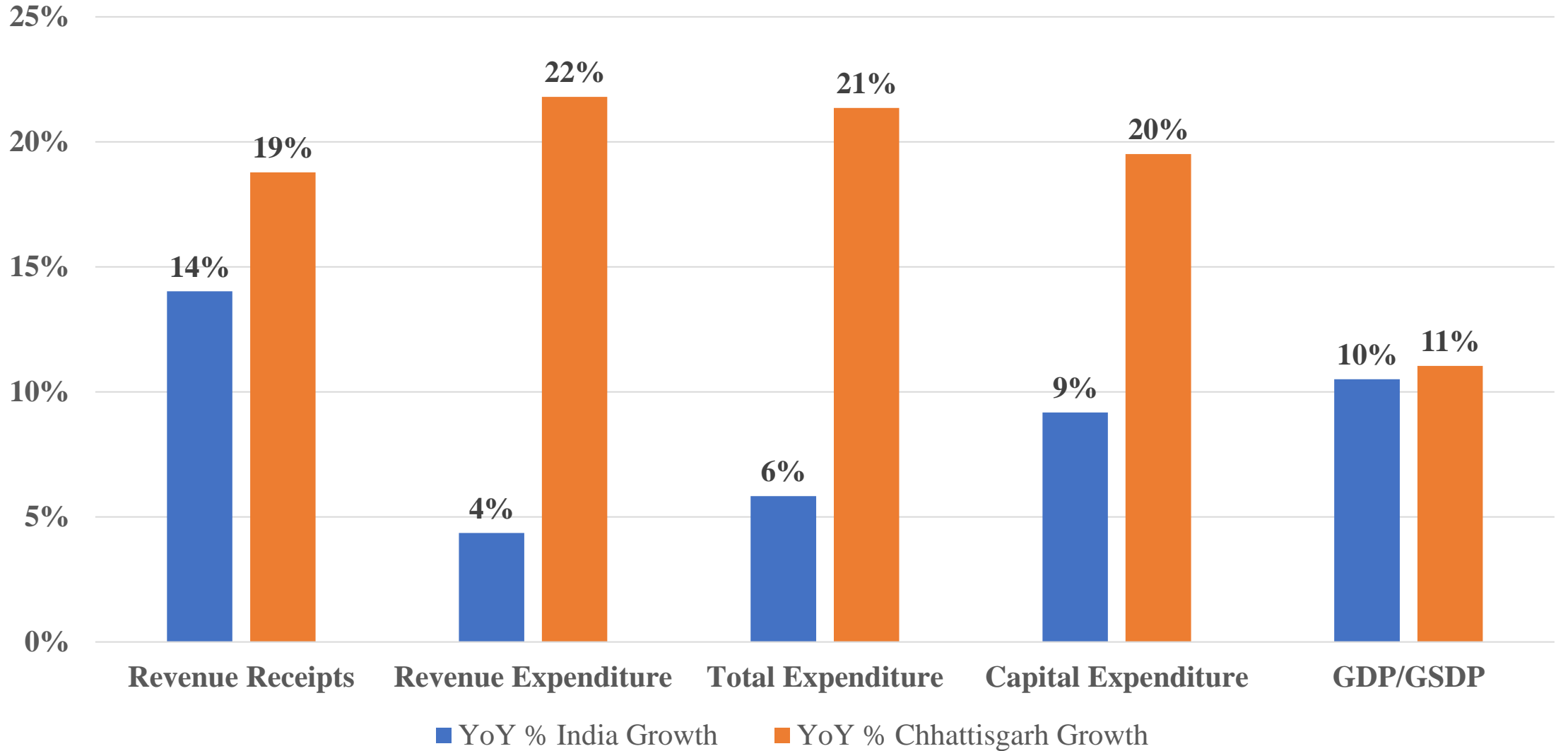
Fiscal Status

- ❑ **Total Revenue Surplus** estimated in the year 2023-24 is of **Rs 1,060 Crores**.

- ❑ **The Capital Expenditure** of the state for FY 2024-25 is estimated to **Rs. 22,300 Crore** which is **15% of total budget** and **20% higher** than previous year budget. This is up from last 5 years' average Capital Expenditure of only 12%.

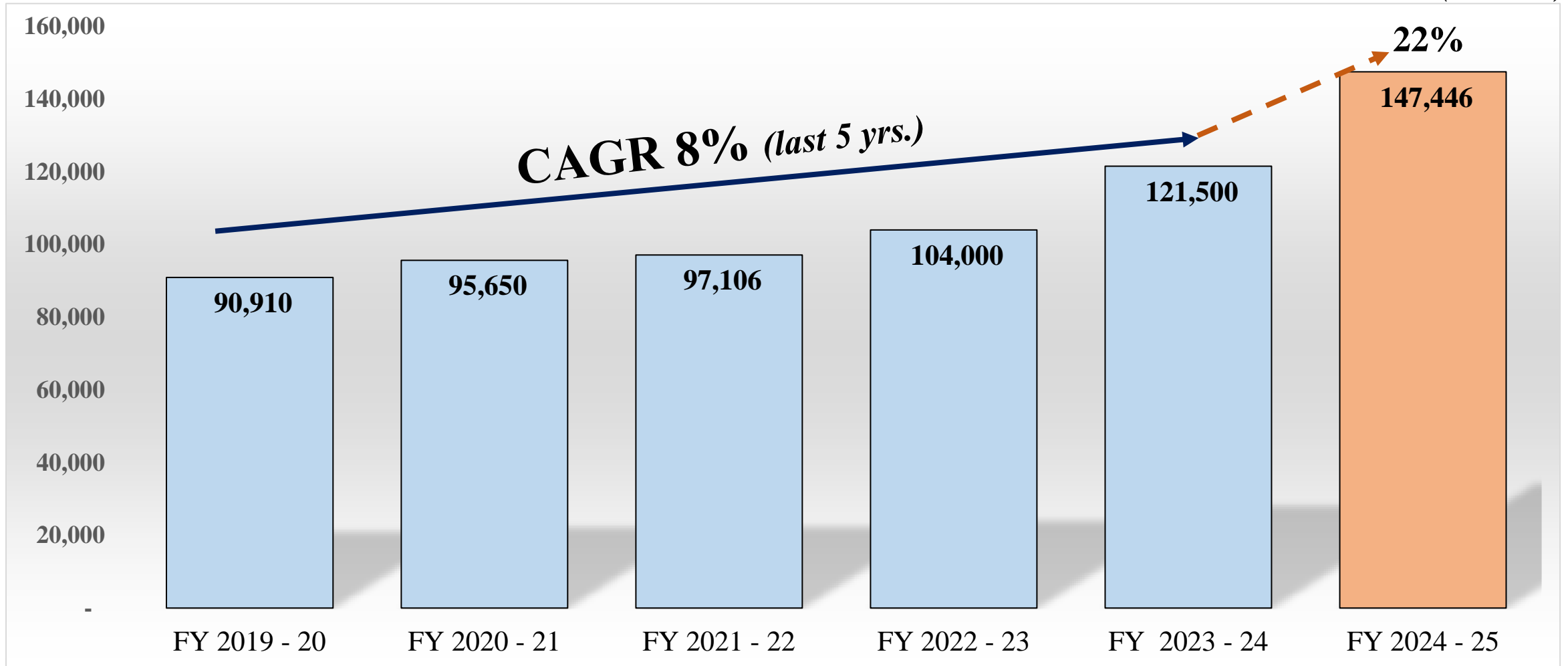



Fiscal Status





Budget Estimates & YoY Growth





Budget at a Glance



(in crores)

S. No.	Description	Budget Estimates 2023-24	Budget Estimates 2024-25	Growth %
1.	Total Income	1,21,501	1,47,500	22%
2.	Total Expenditure	1,21,500	1,47,446	22%
3.	Revenue Expenditure	1,02,501	1,24,840	22%
4.	Capital Expenditure	18,660	22,300	20%
5.	Revenue Surplus	+3,500	+1,060	-
6.	Fiscal Deficit	-15,200	-16,296	-
7.	G.S.D.P	5,05,887 (A)	5,61,736*	11%
8.	Fiscal Deficit % of G.S.D.P	-2.99%	-2.90%	-

**Projection Based on moving average of GSDP (2011-12 series)*

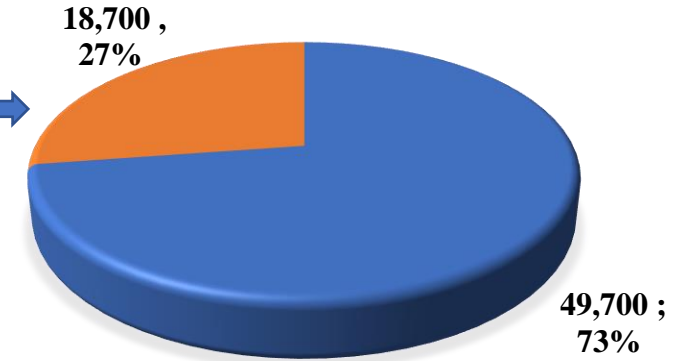
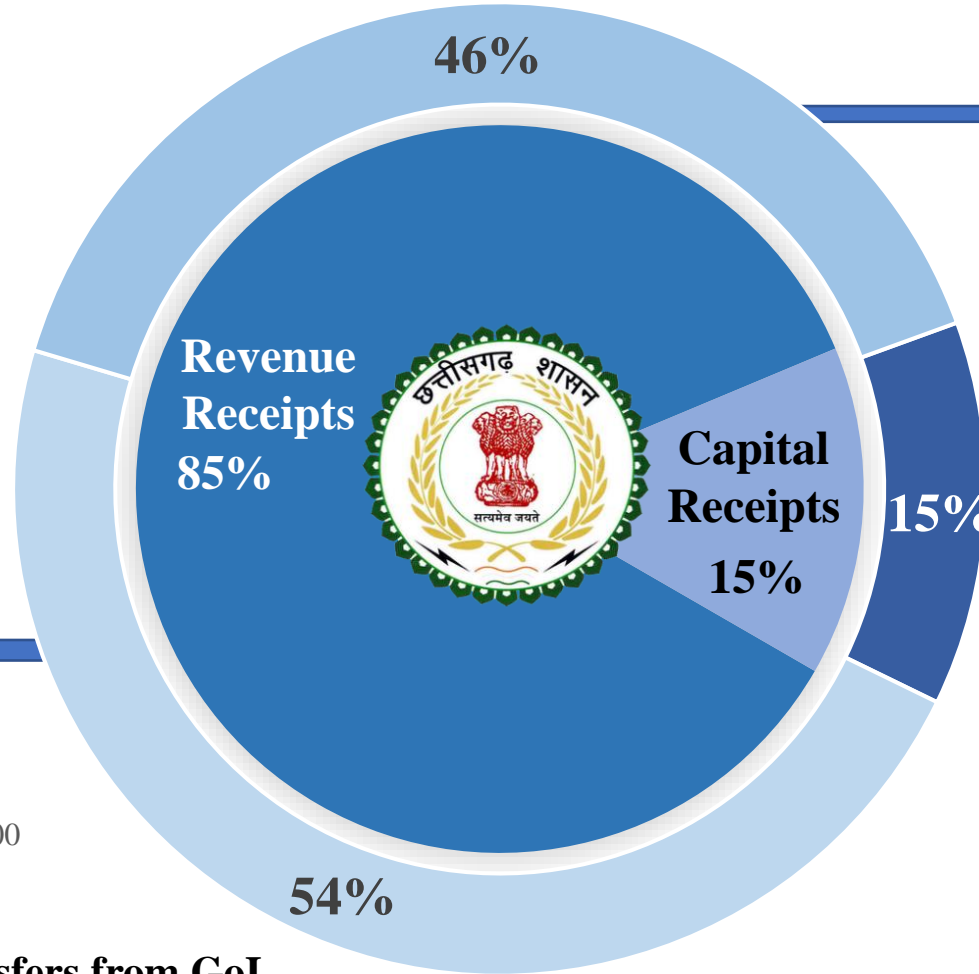


FY 2024 - 25: Receipts

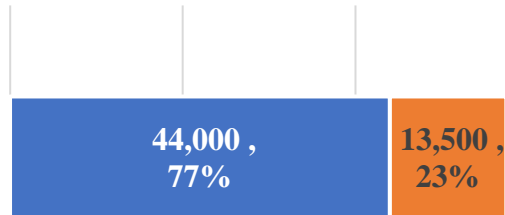
States Own Revenue (SOR)
46% of Revenue Receipts

(in crores)

Receipts Type	INR Crores	%
Revenue Receipts	1,25,900	85%
Capital Receipts	21,600	15%
Total Receipts	1,47,500	

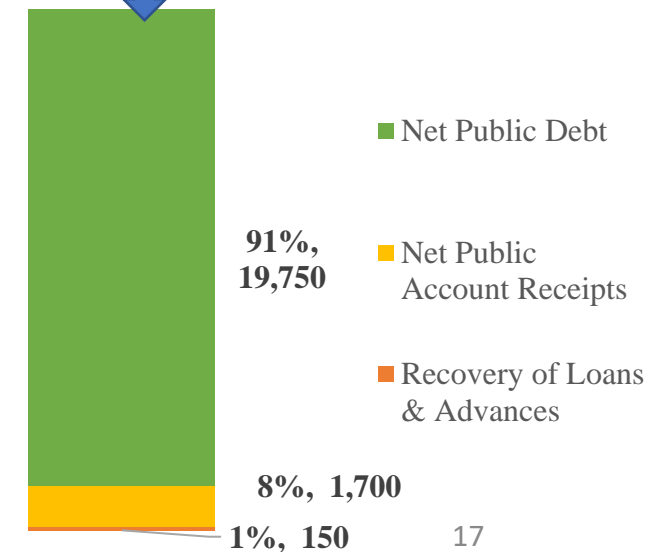


■ State Own Tax Revenue
■ State Own Non-Tax Revenue



■ Share of Net Proceeds of Union Taxes
■ Grants from GoI

Transfers from GoI
54% of Revenue Receipts

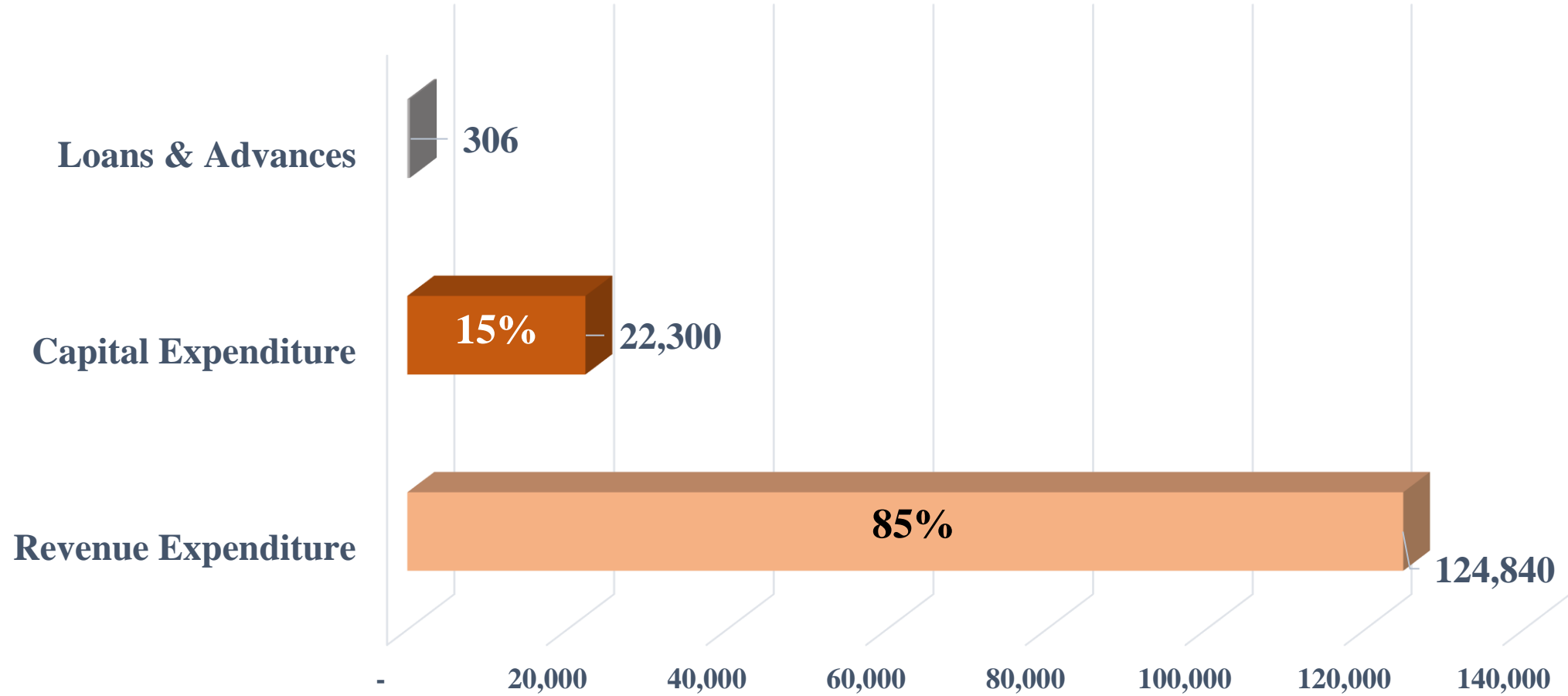


■ Net Public Debt
■ Net Public Account Receipts
■ Recovery of Loans & Advances



FY 2024 - 25: Expenditure

(in crores)





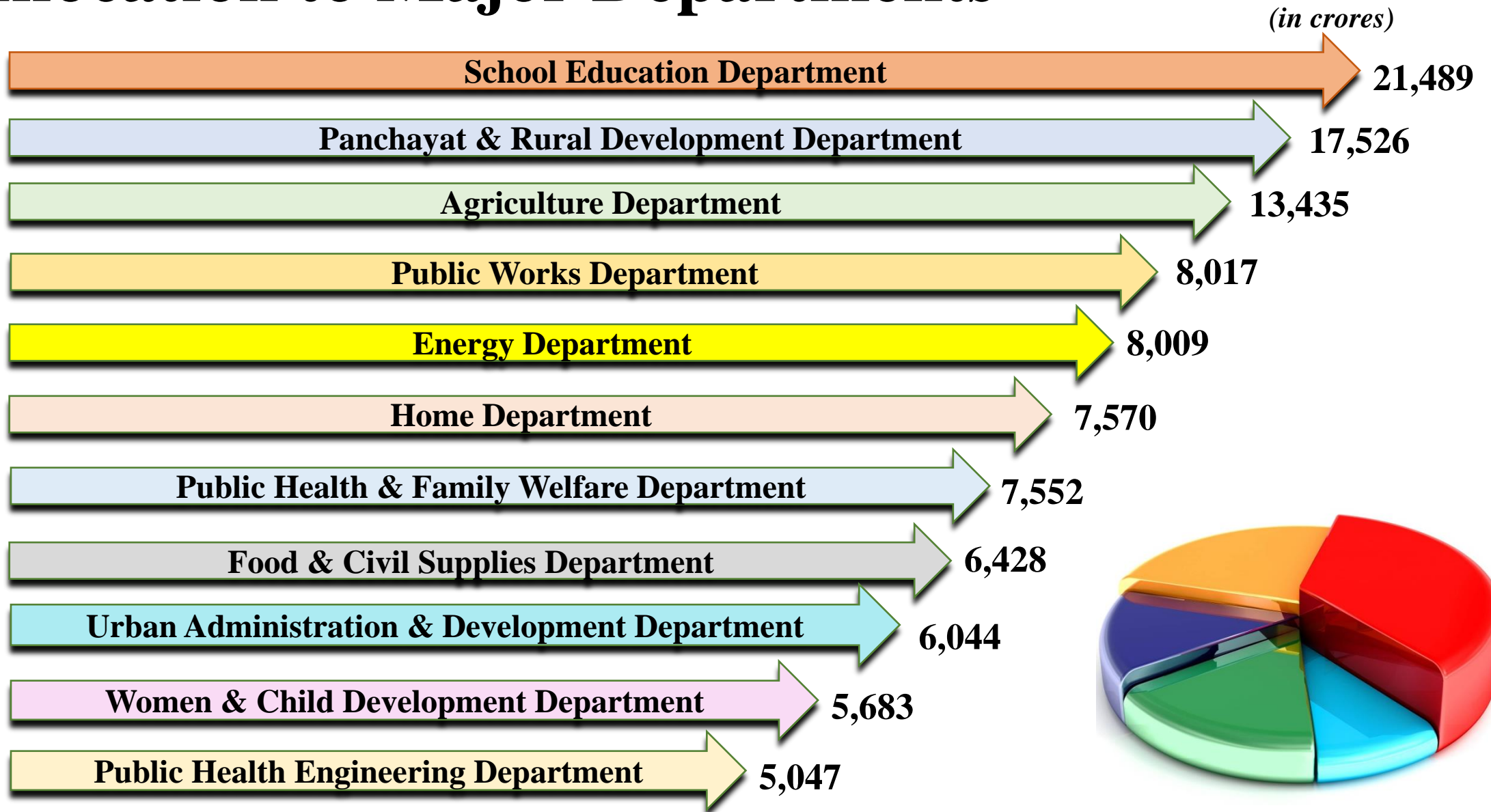
Major Increase in Department's Budget



S. No.	Department Name	BE 2023-24	BE 2024-25	Growth value	% Growth
1.	Women & Child Development Department	2,675	5,683	3,008	112%
2.	Public Health Engineering Department	2,557	5,048	2,491	97%
3.	Mineral Resources	877	1,580	703	80%
4.	Panchayat & Rural Development Department	10,329	17,529	7,200	70%
5.	Public Health & Family Welfare Department	5,497	7,552	2,055	37%
6.	Agriculture Development & Farmer Welfare Department	10,070	13,435	3,365	33%
7.	Energy Department	6,665	8,009	1,344	20%
8.	Home Affairs Department	6,520	7,570	1,050	16%
9.	Urban Administration Development Department	5,360	6,044	684	13%
10.	School Education Department	19,489	21,489	2,000	10%



Allocation to Major Departments





Flagship Schemes

**Krishak Unnati
Yojana**
(Rs. 10,000 Crs.)

**Pradhan Mantri
Awaas Yojana (G)**
(Rs. 8,369 Crs.)

**Jal Jeevan
Mission**
(Rs. 4,500 Crs.)

**Higher
Secondary
School**
(Rs. 3,952 Crs.)

**Mukhya Mantri
Khadyaan
Sahayata Yojana**
(Rs. 3,400 Crs.)

**Shree Ram
Lalla Darshan**
(Rs. 35 Crs.)

**Free Electricity
for 5 HP Agri
Pumps**
(Rs. 3,500 Crs.)

**Mahtari
Vandan Yojana**
(Rs. 3,000 Crs.)

**Shaheed Veer
Narayan Singh
Ayushman
Swasthya Yojana**
(Rs. 1,526 Crs.)

**National Health
Mission**
(Rs. 1,820 Crs.)

**Amrut Mission
Yojana**
(Rs. 700 Crs.)

**Invest
Chhattisgarh**
(Rs. 5 Crs.)

**Deendayal
Upadhyay
Bhoomiheen
Krishi Majdoor**
(Rs. 500 Crs.)

**State Capital
Region (SCR)**
(Rs. 5 Crs.)

**Pradhan Mantri
Gram Sadak
Yojana**
(Rs. 841 Crs.)

**Shakti Peeth
Project**
(Rs. 5 Crs.)



Panchayat & Rural Development Sector



Pradhan Mantri Awaas Yojana Grameen (8,369 Cr.)

Mahatma Gandhi National Rural Employment Guarantee Act (2,788 Cr.)

Pradhan Mantri Gram Sadak Yojana (841 Cr.)

Rashtriya Grameen Avijika Mission (561 Cr.)

Grants for Electricity payment in Gram Panchayat (500 Cr.)

Swachh Bharat Mission (400 Cr.)

PM Jan-Man Yojana (300 Cr.)

Mukhya Mantri Gram Sadak Yojana (94 Cr.)



Mukhya Mantri Gram Gaurav Path Yojana (50 Cr.)





Women & Child Development Department

Mahtari Vandan Yojana (3,000 Cr.)



**Aanganbadi +
Poorak Poshan (700 Cr.)**

**Pradhan Mantri Matru
Vandana Yojana (117 Cr.)**



10 New Umbrella Scheme (628 Cr.)

**Mukhya Mantri Kanyadaan
Yojana (38 Cr.)**



**Beti Bachao Beti
Padhao (8 crores)**

Noni Suraksha Yojana (25 Cr.)



Education Sector

Chhattisgarh Higher Education Mission



Samagra Shiksha (1500 Cr.)



PM Poshan Shakti Nirmaan (691 Cr.)



Upgradation of 160 ITI's (381 Cr.)



Industrial Training Institute, Pipariya, Kabir Dham



RUSA (94 Cr.)



Building for 59 High School & 40 Higher Secondary School (100 Cr.)



Mahtari Dular Yojana (9 Cr.)



Business & Forensic Science in Raipur University



Chhattisgarh Institute of Technology (7.50 Cr.)



Livelihood Center of Excellence



20 New Departments in Bastar University




Science City (34.90 Cr.)



D.I.E.T in Surajpur, Gariyaband, Kondagaon, Sukma & Balrampur



Astro Park (2 Cr.)





Health & Medical Sector

**Ayushman Bharat Pradhan Mantri Jan Arogya Yojana &
Shaheed Veer Narayan Singh Ayushman Swasthya Yojana
(1,526 Cr.)**

National Health Mission (1,821 Cr.)

Primary Health Centers (788 Cr.)

District Health Centers (788 Cr.)

Community Health Centers (584 Cr.)

Mitanin Kalyan Nidhi (325 Cr.)

Super Specialty Hospital, Ambikapur (50 Cr.)

**Model District Health Centers in Gariyabandh, Kawardha,
Raigarh, Mungeli, Baikanthpur, Jashpur and Narayanpur
(20 Cr.)**



**Upgradation of 1200 beds of MEKAHARA &
700 beds Hospital building (80 Cr.)**

**District Hospitals in 5 newly formed District
(20 Cr.)**

NQAS Certification of Hospitals (12 Cr.)

**New building of value Rs 700 Cr. for Chhattisgarh
Institute of Medical Science, Bilaspur**

Trauma Center, Rajnandgaon (2.70 Cr.)

200 Bed Hospitals in Manendragarh and Kunkuri



Agriculture Sector

Krishak Unnati Yojna (10,000 Crs.)

Pradhan Mantri Fasal Bima Yojna (643 Crs.)

Ekeekrut Baagwani Vikas Yojana (205 Crs.)

Rashtriya Khadya Suraksha Yojana (200 Crs.)

Chiraag Yojna (200 Crs.)

Rashtriya Krishi Vikas Yojna (183 Crs.)

Formation of Directorate of Agriculture Engineering

New Paragan Scheme for HoneyBee Rearing

Agro Business Management College & Research Center, Jashpur

New Horticulture College, Raigarh & Surajpur

New Agriculture College, Manendragadh –Chirmiri-Bhartapur District

Post Harvest Management & Processing Technology College, Balrampur





Sports & Tourism Sector

Chhattigariya Kreedha Protsahan Yojana



**Chhattisgarh Yuva
Ratan Samman**

Rajya Yuva Mahotsav


Rural Sports Competition

Women Sports Competition

Indoor Sports Stadium

Sports Academy

**Modern Sports
Stadium**



- ❖ **Shree Ram Lalla (Ayodha Dham) Darshan**
- ❖ **Shakti Peeth Project**
- ❖ **Chhattisgarh Aadibhasha Parishad**



- ❖ **Digitization of important records**
- ❖ **Software for encouragement to adopt Gondi Language**
- ❖ **Mukhya Mantri Jann Paryatan Yojana**



Infrastructure Sector



Construction of Roads by CGRIDCL (1080 Cr.)

Construction of 1268 New Roads (737 Cr.)

Construction of Road through ADB Assistance (542 Cr.)

Rural Road Program -Phase 2 (450 Cr.)

Central Road Fund (300 Cr.)

Katghora – Dongargarh Railway Line (300 Cr.)

Construction of 349 bridges (175 Cr.)



Chirmiri Nagpur Halt Rail Line(120 Cr.)


18 Railway Over bridges (27 Cr.)

Construction of 55 Government Guest House (20 Cr.)

Indian Road Congress Annual Session (4 Cr.)

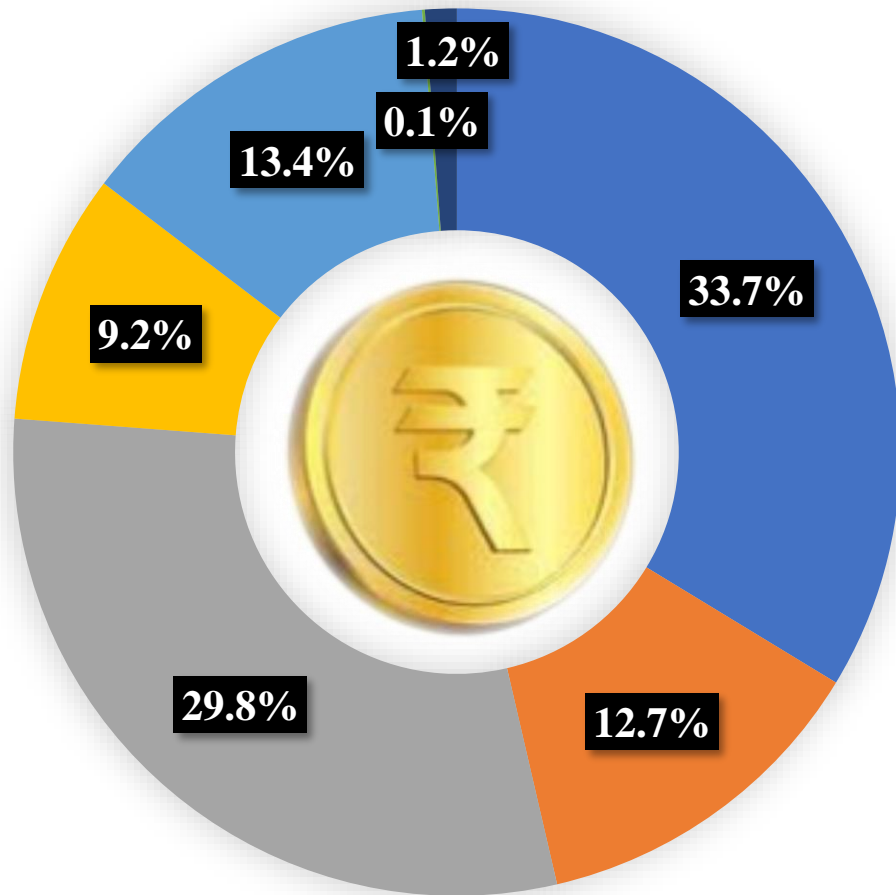


Energy Sector





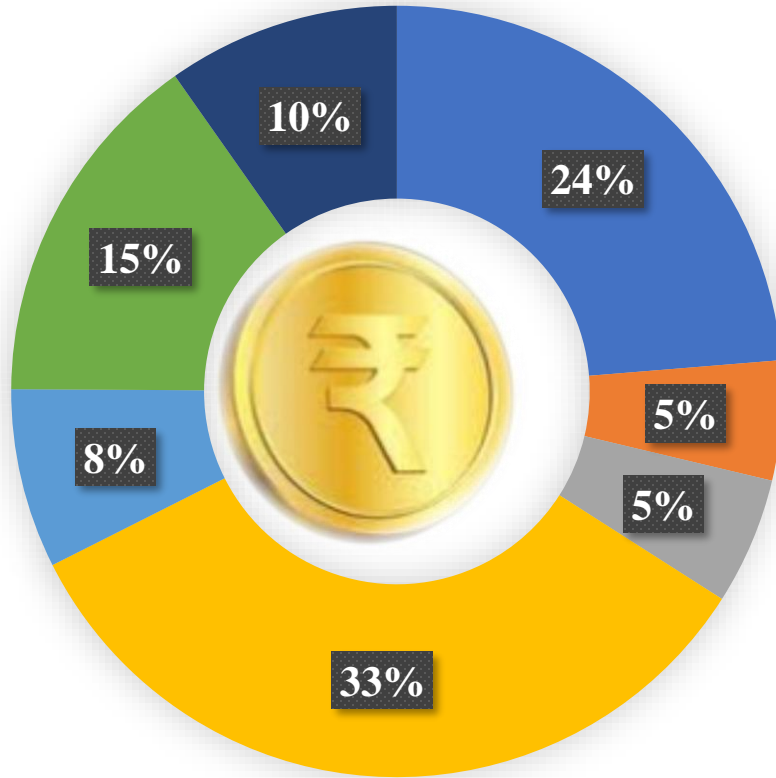
Rupee Comes From



- State Own Tax Revenue
 - State Own Non-Tax Revenue
- State's Own Revenue (46.4%)**
- Share of State in Union Taxes/Duties
 - Grants from Government of India
- Transfers from GoI (39%)**
- Net Public Debt
 - Recovery of Loans and Advances
 - Net Public Account Receipts
- Capital Receipts (14.6%)**



Rupee Goes To



- Salaries & Allowances
 - Pension and Retirement Benefits
 - Interest Payments
 - Grant-in-Aid
 - Subsidies
 - Capital Works & Investments (15%)
 - Others (10%)
- Committed Expenditure (34%)**
- Grants in Aid & Subsidies (41%)**

Thank you



Government of Chhattisgarh

Please visit <https://finance.cg.gov.in> for more details on Chhattisgarh Budget